



## STANDARD COLORS


These colors apply to Epoxy, Methacrylate (MMA), Accelera, Thin Mil Urethane topcoats, Add-A-Color field mixed pigments and Resuflor Glaze Field Pigment Packs.




White\*\*



Ivory\*



Beige




Light Grey



Medium Grey



Slate Grey



Concrete Grey



Charcoal



Smoke Blue



Caramel\*




Safety Red\*




Tile Red


Due to chemical composition, thickness, application methods and jobsite conditions, individual colors may vary across product lines. Colors may be affected by age, heat and exposure to sunlight. Opacity can vary between products. Please request an actual color sample of the system that you are considering to confirm the most accurate representation. \*Not available in MMA \*\*Not available in Shop Floor



Bright Yellow†



Green#



Black#



Custom Colors Available

Due to chemical composition, thickness, application methods and jobsite conditions, individual colors may vary across product lines. Colors may be affected by age, heat and exposure to sunlight. Opacity can vary between products. Please request an actual color sample of the system that you are considering to confirm the most accurate representation. #Not available in Resutile AT †Not available in Resuflor Glaze Field Pigment Packs